

# SNOOP 3 SINGLE POINT SURFACE

SINGLE POINT MOUNTED  
LUMINAIRE



- Compatible with MR16, 35 and 50 series LED modules
- Colour temperature options: 2700K, 3000K, 3500K, 4000K, 5000K, tuneWHITE™, WARM DIM, flexiK
- Colour rendering index: 85 or 95
- Up to 50,000 hours L80 lamp life with LM80 tested LED chip packages
- Beam pattern options: 10°, 15°, 20°, 35°, 60° (depending on LED module)
- Luminous flux: 420lm (depending on LED module)
- Supplied with phase, 0-10V, DALI dimmable, with local dimming features
- Full angle adjustable
- ATePS™ Automated Thermal Protection System
- ComfyEYE, reduced flicker percentage
- X-BEAM, maximising light output ratio with converging optical lens
- Interchangeable LED module system
- Optional linear spread lens, soft lens and honeycomb anti-glare louvre




The information above is at nominal values accuracy of +/-7%.

## FIXTURE COLOUR OPTIONS



## REFLECTOR COLOUR OPTIONS



tuneWHITE™ and flexiK are recommended to pair with Soft Lens for better colour mixing effect.

## AVAILABLE OPTIONS

### LED MODULE



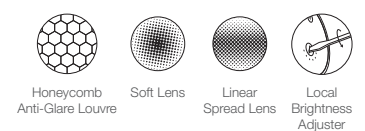
### TEMPERATURE



### DRIVER

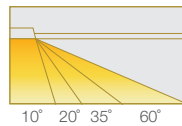


### ACCESSORIES

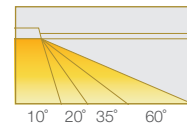


### BEAM ANGLE

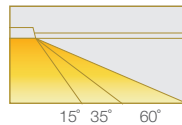
#### SINGLE CCT 35 NEST / 50 NEST



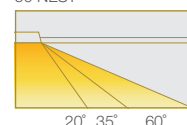
#### WARM DIM 35 NEST / 50 NEST



#### SINGLE CCT 35 NEST ND+ / 50 NEST ND+

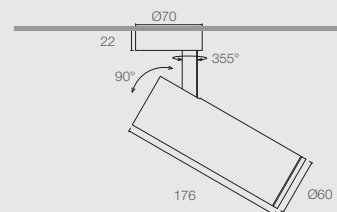


#### tuneWHITE™ / flexiK 50 NEST



## DIMENSIONS (MM)

\*Displayed height measurements are for highest point of tilting.

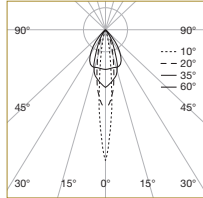


PHOTOMETRICS

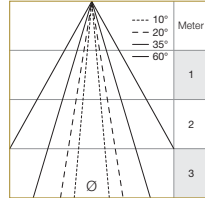
# SNOOP SINGLE POINT

## 50 PRO

POLAR DIAGRAM



CONE DIAGRAM



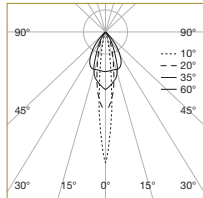
Ø = DIAMETER

	Emax (lx)			
	10°	20°	35°	60°
E (0°)	10074	9261	3914	1356
Cone DØ (m)	0.19	0.26	0.6	1.22
E (0°)	2518	2315	979	339
Cone DØ (m)	0.37	0.51	1.19	2.43
E (0°)	1119	1029	435	151
Cone DØ (m)	0.56	0.77	1.79	3.65

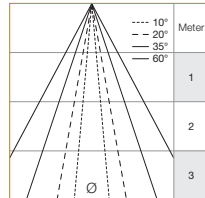
Correction Factor : 50C - f = 0.75  
50N - f = 0.59  
35N - f = 0.47

## 50 NEST WARM DIM

POLAR DIAGRAM



CONE DIAGRAM



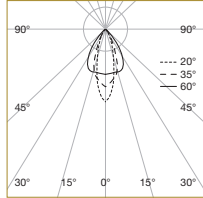
Ø = DIAMETER

	Emax (lx)			
	10°	20°	35°	60°
E (0°)	4296	2413	1419	491
Cone DØ (m)	0.19	0.34	0.6	1.22
E (0°)	1074	603	355	123
Cone DØ (m)	0.37	0.68	1.19	2.43
E (0°)	477	268	158	55
Cone DØ (m)	0.56	1.03	1.79	3.65

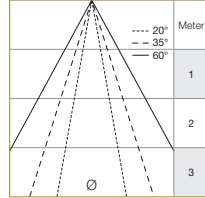
Correction Factor : 35N - f = 0.74

## 50 PRO tuneWHITE™

POLAR DIAGRAM



CONE DIAGRAM



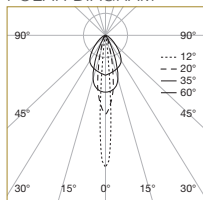
Ø = DIAMETER

	Emax (lx)		
	20°	35°	60°
E (0°)	4160	2446	847
Cone DØ (m)	0.34	0.6	1.22
E (0°)	1040	612	212
Cone DØ (m)	0.68	1.19	2.43
E (0°)	462	272	94
Cone DØ (m)	1.03	1.79	3.65

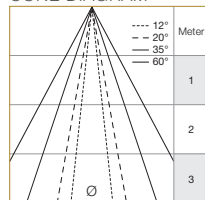
Correction Factor : 50N - f = 0.6

## 100 PRO

POLAR DIAGRAM



CONE DIAGRAM



Ø = DIAMETER

	Emax (lx)			
	12°	20°	35°	60°
E (0°)	27565	10467	5990	1592
Cone DØ (m)	0.22	0.39	0.73	1.67
E (0°)	6891	2617	1498	398
Cone DØ (m)	0.44	0.78	1.46	3.34
E (0°)	3063	1163	666	177
Cone DØ (m)	0.66	1.17	2.19	5.01

Correction Factor : 100C - f = 0.68  
100C.LO - f = 0.5

# SNOOP 3 SINGLE POINT

## ORDERING MATRIX CHART

FITTURE					SINGLE CCT LED MODULE					DRIVER
Type	Shape	Colour	Reflector Color	Accessories	LED Power	Beam Angle	Colour Temp	CRI	Dimming	
<b>SNOOP-3SPM</b>	—	—	—	—	—	—	—	—	—	
<b>S</b>	Surface	<b>WH</b> Matt White	<b>WH</b> Matt White	<b>AGL</b> Anti-Glare Louvre	<b>35N</b> 6W	<b>10</b> 10°	<b>27</b> 2700K	Standard	<b>ND</b> Non-Dim	
<b>R</b>	Recessed	<b>MB</b> Matt Black	<b>MB</b> Matt Black	<b>SL</b> Soft Lens	<b>50N</b> 7.5W	<b>20</b> 20°	<b>30</b> 3000K	<b>PA</b> ProART	<b>PH</b> Phase	
			<b>WB</b> White/Black	<b>LSL</b> Linear Spread Lens		<b>35</b> 35°	<b>35</b> 3500K		<b>AN</b> 0-10V	
			<b>CB</b> Chrome Black	<b>LBA</b> Local Brightness Adjuster		<b>60</b> 60°	<b>40</b> 4000K		<b>DA</b> DALI	
			<b>CG</b> Chrome Gold				<b>50</b> 5000K			
					<b>35N</b> 5W	<b>15</b> 15°	<b>27</b> 2700K	<b>PA</b> ProART	<b>ND+</b> PRO Non-Dim	
					<b>50N</b> 8.7W	<b>20</b> 20°	<b>30</b> 3000K			
						<b>35</b> 35°	<b>35</b> 3500K			
						<b>60</b> 60°				
					WARM DIM LED MODULE					DRIVER
					<b>35N</b> 6W	<b>10</b> 10°	<b>WD</b> WARM DIM	<b>PA</b> ProART	<b>PH</b> Phase	
					<b>50N</b> 7.5W	<b>20</b> 20°			<b>AN</b> 0-10V	
						<b>35</b> 35°			<b>DA</b> DALI	
						<b>60</b> 60°				
					tuneWHITE™ LED MODULE					DRIVER
					<b>50N</b> 7.5W	<b>20</b> 20°	<b>TW18</b> tuneWHITE™ 1800K-4000K	<b>PA</b> ProART	<b>DA</b> DALI	
						<b>35</b> 35°	<b>TW27</b> tuneWHITE™ 2700K-6500K			
						<b>60</b> 60°				
					flexiK LED MODULE					DRIVER
					<b>50N</b> 7.5W	<b>20</b> 20°	<b>FK##</b> flexiK	<b>PA</b> ProART	<b>PH</b> Phase	
						<b>35</b> 35°			<b>AN</b> 0-10V	
						<b>60</b> 60°			<b>DA</b> DALI	

example: SNOOP-3SPM.S.WH.CG.AGL.50N.35.27.PH  
 \*Custom RAL colour options available.

## denotes the first two digits of preferred CCT ranging from 1800K to 6500K by increment of 100K